



Town of Southwest Ranches, FL

Fiscal Year 2014/2015

Tuesday, September 30, 2014 @ 6:00pm

Final Millage Adoption

Final Budget Adoption



Town Council

Jeff Nelson, Mayor

Gary Jablonski, Vice Mayor

Steve Breitreuz, Council Member

Freddy Fisikelli, Council Member

Doug McKay, Council Member

Andy Berns, MPA, Town Administrator

Keith M. Poliakoff, JD, Town Attorney

Russell Muniz, CMC, Town Clerk

Martin D. Sherwood, CPA, CGMA, CGFO, Town Financial Administrator



Town of Southwest Ranches

Fiscal Year 2014 / 2015

Final Millage Public Hearing

September 30, 2014

Town of Southwest Ranches, Florida
Direct and Overlapping Property Tax Rates (SWR FY 15 Proposed)
(rate per \$1,000 of assessed taxable value)

NOTE: Property Owners are also subject to SWBDD and CBWMD assessments which are NOT Millage based

Fiscal Year	Direct Southwest Ranches Operating Millage	Overlapping Rates ¹						Total Direct and Overlapping Millage
		Broward County Debt & Operating Millage	Broward County School Board Operating Millage	South Florida Water Management District	FIN District ²	Children's Services Council	South Broward Hospital District	
2015	4.2719	5.7230	7.4380	0.3842	0.0345	0.4882	0.3761	18.7159
%	22.82%	30.59%	39.74%	2.05%	0.18%	2.61%	2.01%	100.00%

Notes:

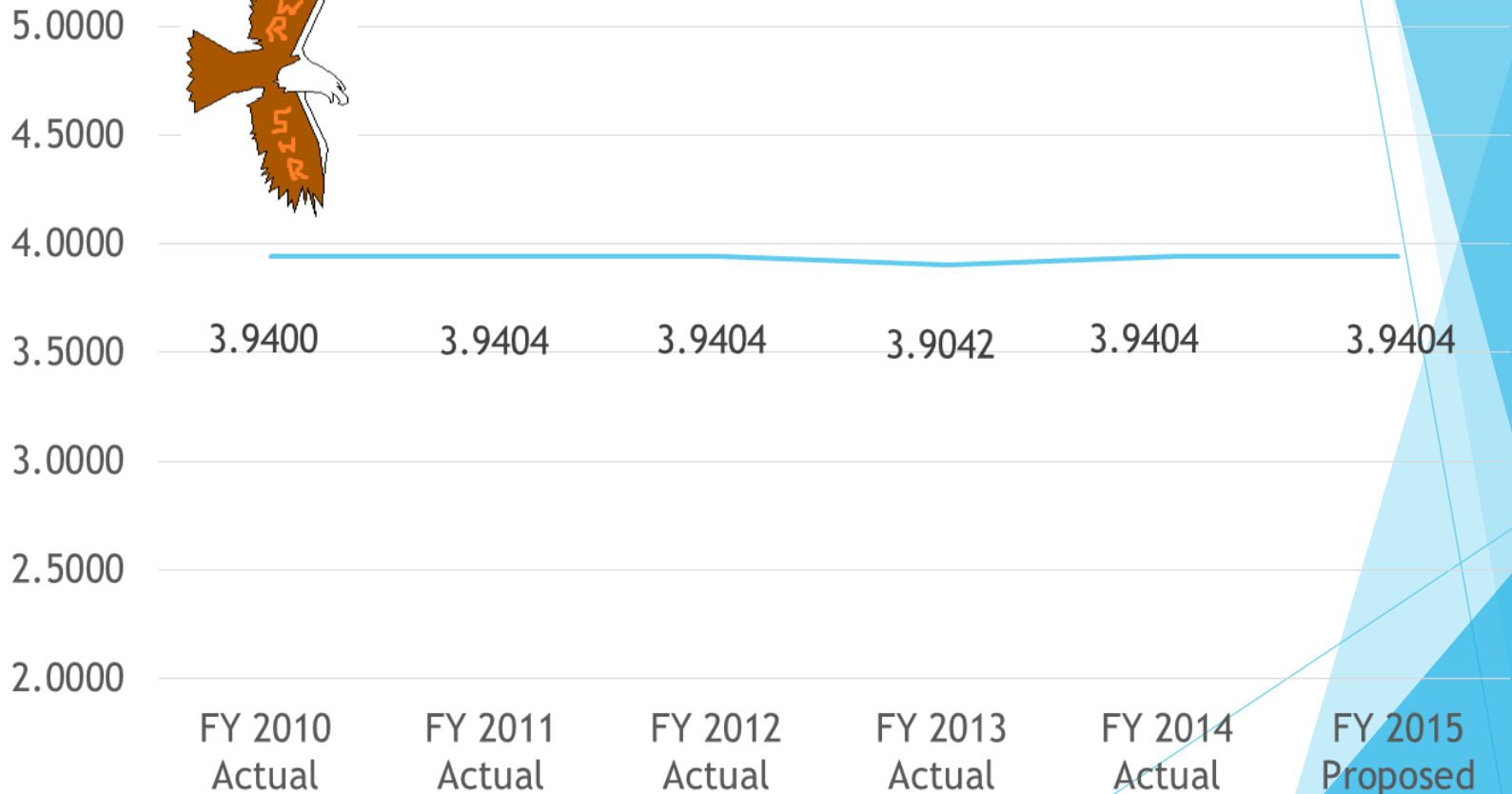
¹ Overlapping rates are those of governments that overlap the Town's geographic boundaries.

² Florida Inland Navigational District.

Data Source:

Broward County Property Appraiser Office.

SOUTHWEST RANCHES HISTORIC & PROPOSED MILLAGE RATES FOR OPERATING PURPOSES



SOUTHWEST RANCHES PROPOSED MILLAGE RATE FOR ROAD RESURFACING, RESTORATION, AND REHABILITATION (TSDOR)

Fiscal Year	Cost	Net Millage Equivalent
FY 2014/2015	\$374,200 (reduced from \$813,200)	.3315 mils (reduced from .7203)

**Municipal Millage Rate Comparisons
(FY 2015 PROPOSED COMBINED MILLAGES)**

	Municipal Service Area	FY 14 Actual Operating and Debt Millage	FY 15 Proposed Operating and Debt Millage
1	Weston	2.0000	2.3900
2	Hillsboro Beach	3.3900	3.8000
3	Lauderdale By The Sea	3.9312	3.8000
4	Lighthouse Point	3.8307	3.8113
5	Parkland	3.9900	3.9890
6	Southwest Ranches	3.9404	4.2719
7	Ft. Lauderdale	4.3263	4.3151
8	Pompano Beach	4.8712	4.7470
9	Coral Springs	4.7730	4.7735
10	Unincorporated Broward	2.3353	4.9544
11	Lazy Lake	5.9363	5.1496
12	Hallandale Beach	5.6833	5.6833
13	Cooper City	5.8772	5.8772
14	Davie	5.9450	5.8910
15	Plantation	5.6142	5.9142
16	Sunrise	6.0543	6.0543

**Municipal Millage Rate Comparisons
(FY 2015 PROPOSED COMBINED MILLAGES)**

	Municipal Service Area	FY 14 Actual Operating and Debt Millage	FY 15 Proposed Operating and Debt Millage
17	Pembroke Pines	6.2776	6.2303
18	Dania Beach	6.2688	6.2593
19	Coconut Creek	6.3250	6.3250
20	Oakland Park	6.3995	6.3995
21	Wilton Manors	6.9319	6.7529
22	Miramar	6.4654	6.7654
23	Deerfield Beach	6.7688	6.7688
24	Tamarac	7.3985	7.3909
25	North Lauderdale	7.6078	7.5000
26	Sea Ranch Lakes	7.5000	7.5000
27	Margate	7.5593	7.5593
28	Hollywood	7.8436	7.8032
29	Pembroke Park	8.5000	8.5000
30	Lauderhill	8.6502	8.6502
31	West Park	9.4200	8.9200
32	Lauderdale Lakes	10.8959	10.3954



Town of Southwest Ranches

Fiscal Year 2014 / 2015

Final Budget Public Hearing

September 30, 2014

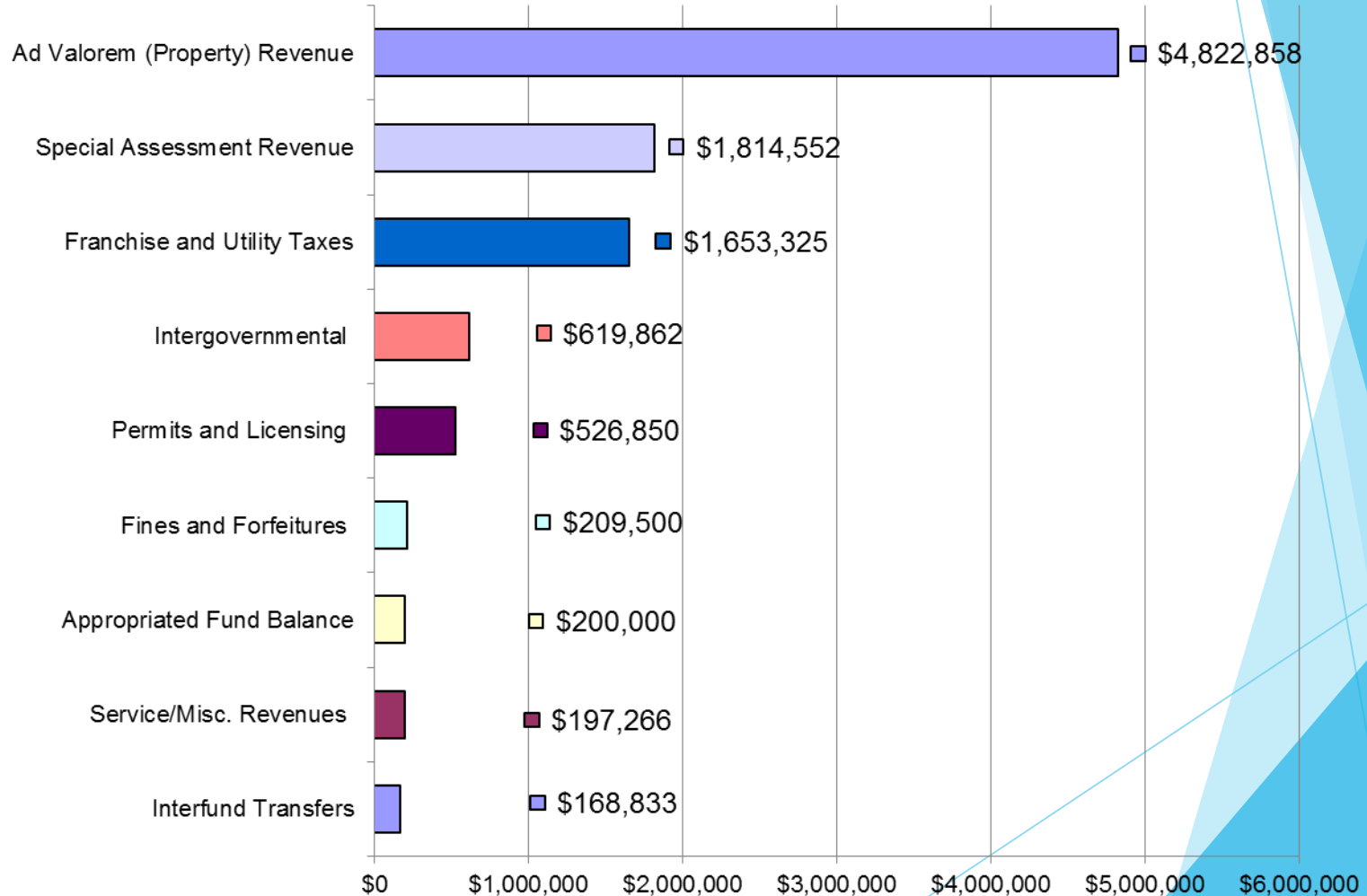
Southwest Ranches Summary of Major Revisions to date (as compared to Proposed Budget)

- Rolling Oaks Barn - \$25,000 in additional capital improvements are funded from the General Fund unassigned Fund Balance (reserves)
- Paving Striping/Markers/Traffic calming – an additional \$50,000 is funded from the General Fund unassigned Fund Balance (reserves)
- Major Sidewalk repairs - \$20,000 are also funded from the General Fund unassigned Fund Balance (reserves)
- Transportation Surface Drainage Ongoing Rehabilitation (TSDOR) project reduced to \$374,200 (from \$813,200) lowering the TSDOR millage component.

Note: Aid to Outside Organizations have also been reduced \$1,691 with the amount added to the General Fund Contingency Account.

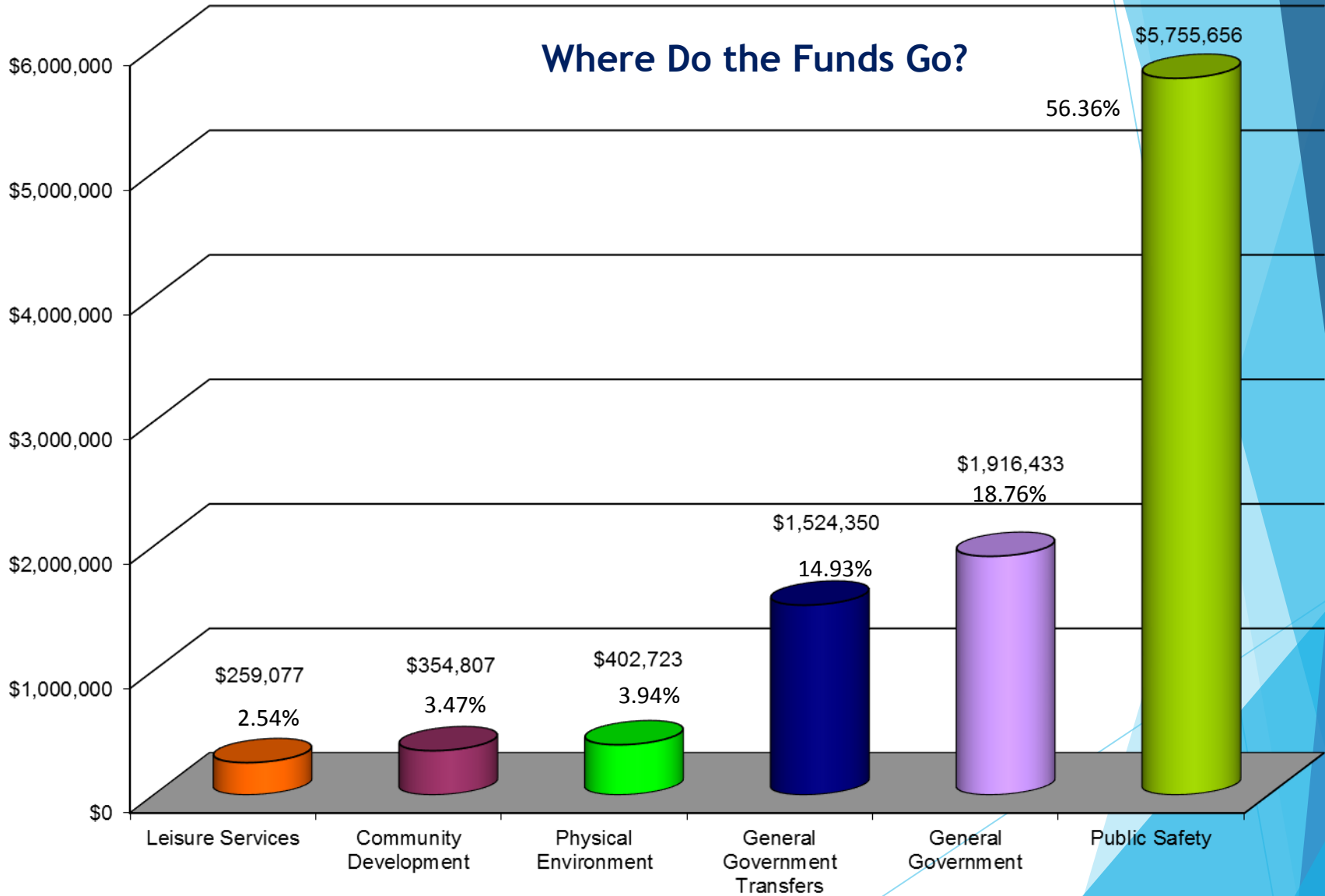
Southwest Ranches Proposed FY 2014/2015 budget

Total General Fund \$10,213,046 Where Do the Funds Come From?



Southwest Ranches Proposed FY 2014/2015 budget Total General Fund Expenditures: \$10,213,046

Where Do the Funds Go?



General Budget Assumptions

- Summary Document
- Keeping Rates Down While Meeting Costs
- No Additional Borrowing
- Conservative Projections – Revenues and Expenses
- Maintaining Service Levels While Addressing Council Policies as well as Priorities

FY 2015 Funded Program Modification Highlights


- Neighborhood Beautification Grant Program
- SWR Educational Scholarship Support
- Animal Carcass Removal Program
- Town Hall Air Conditioning Replacement Program
- Provision for Maintenance of Town Vehicles
- Bunker Gear, Emergency Radios, and Self-Contained Breathing Apparatus Replacement Programs
- Wide Format Multi-function Printer/Scanner System Lease

FY 2015 Funded Capital Improvement Projects (All funds) 1/2

Name	Cost
Fire Wells Replacement & Installation	\$25,000
Calusa Corners	\$60,000
Town Hall Complex Roof Replacement	\$50,000
Rolling Oaks Barn	\$25,000
Transportation Surface Drainage Ongoing Rehab (TSDOR)	\$374,200
Guardrails Installation Project	\$583,000



FY 2015 Funded Capital Improvement Projects (All funds) 2 / 2

Name		Cost
Drainage Improvement Projects		\$450,446
SW 190 th Avenue Extension		\$267,300
Pavement Striping and Markers		\$200,000
Major Sidewalk Repair		\$20,000
Town Entranceway Signage		<u>\$15,000</u>
Total FY 2015 Infrastructure Improvements Funded		<u>\$2,069,946</u>

Final FY 2015 Budget Adoption

Council Discussion

Public Hearing

Vote on Adoption

