



Town of Southwest Ranches, FL

Fiscal Year 2016/2017

Wednesday, September 14, 2016 @ 6pm

Final Fire Assessment Rate Adoption

Final Solid Waste Assessment Rate Adoption

Tentative (1st Public Hearing) Millage Adoption

Tentative (1st Public Hearing) Budget Adoption



Town Council

Jeff Nelson, Mayor

Doug McKay, Vice Mayor

Steve Breitreuz, Council Member

Freddy Fisikelli, Council Member

Gary Jablonski, Council Member

Town Administration

Andrew D. Berns, MPA, Town Administrator

Russell Muñiz, MBA, MPA, MMC, Assistant Town Administrator/Town Clerk

Keith M. Poliakoff, JD, Town Attorney

Martin D. Sherwood, CPA, CGMA, CGFO, Town Financial Administrator

Summary of Proposed FY 2017 Rates and Fees Compared to Adopted FY 2016

Adopted FY 2016: Rate/Fee Proposed FY 2017: Rate/Fee

▶ Operating Millage: 3.9404 mills

▶ TSDOR Millage: 0.3950 mills

▶ Fire Assessment: \$35.34 decrease from FY 2015 (\$439.02 per residential dwelling unit)

▶ Solid Waste: \$0.77 to \$9.80 increase from FY 2015

▶ Operating Millage: 4.1204 mills

▶ TSDOR Millage: .4050 mills

▶ Fire Assessment: \$9.11 increase (approx. 2% per residential dwelling unit to \$448.13)

▶ Solid Waste: Stable Rates - No Change



Town of Southwest Ranches, FL

Fiscal Year 2016 / 2017

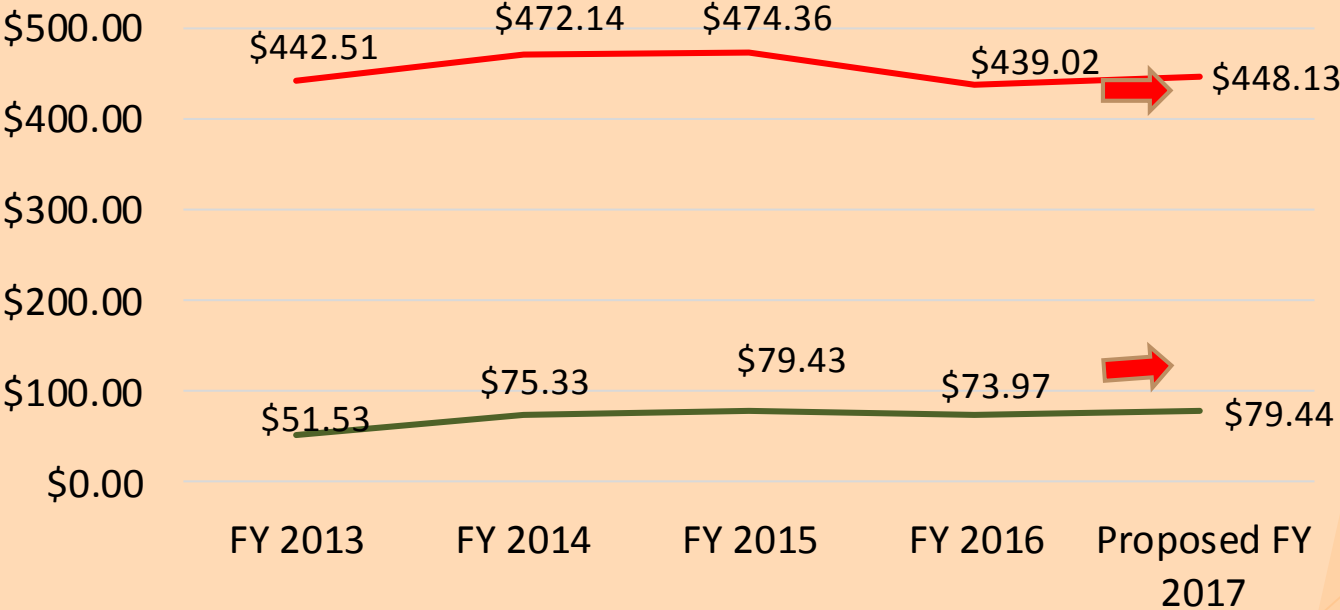
Fire Assessment Rates

September 14, 2016

Fire Assessment (Background)

- ▶ This assessment is permitted by Florida Statute Chapters 166.021 and 166.041 and is adopted by Town Ordinance 2001-09.
- ▶ Ordinance 2001-09 requires that the annual rate be established each fiscal year.

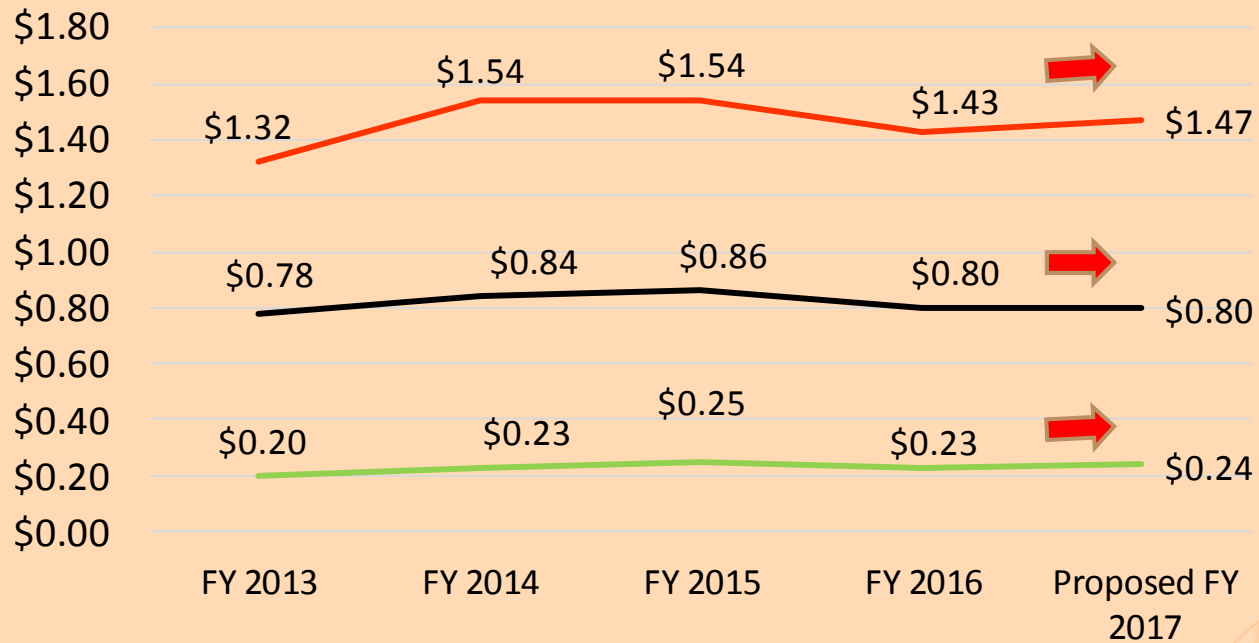
Fire Assessment Residential and Acreage Category Rates Four Year History and Proposed FY 2017



Residential

Vacant / Agricultural

Fire Assessment Rate: Per Square Foot Building Area by Category Four Year History and Proposed FY 2017



Industrial/Warehouse, Commercial, Institutional

Broward County Municipal COMPARISONS - *Residential Fire Assessments Explained:*

- ❖ A number of municipalities subsidize fire protection assessment costs with property tax (General Fund) revenue. Actually, several do not even assess a fire protection assessment and therefore fund 100% from their General Fund. SWR policy does not subsidize any fire protection costs from its General Fund.
- ❖ The following reflects only the actual amounts for FY 15/16 and reported (BCPA) proposed rates for FY 16/17.
- ❖ Southwest Ranches proposed residential increase is 2.08% (\$9.11 per residential dwelling unit) after a \$35.34 decrease in the current year.
- ❖ Municipalities with an unchanged assessment are most likely subsidizing operations from General Fund taxes. Of the thirteen Municipalities proposing rate changes only two have a lower percentage increase than SWR.

Municipal Residential Fire Rates compared (rank based on FY 2017 Proposed fee)

		FY 2016 Actuals	FY 2017 Proposed	% Change: Increase
1	Southwest Ranches	\$439.02	\$448.13	2.08%
2	Lauderhill	\$438.00	\$438.00	0.00%
3	Weston	\$408.23	\$426.90	4.57%
4	West Park	\$381.00	\$381.00	0.00%
5	Miramar	\$372.84	\$372.84	0.00%
6	Tamarac	\$265.00	\$350.00	32.08%
7	Lauderdale Lakes	\$292.60	\$292.60	0.00%
8	Pembroke Pines	\$259.85	\$261.28	0.55%
9	Ft Lauderdale	\$225.00	\$256.00	13.78%
10	Hollywood	\$209.00	\$222.00	6.22%
11	Wilton Manors	\$195.54	\$210.18	7.49%
12	Parkland	\$210.00	\$210.00	0.00%
13	Dania Beach	\$190.00	\$200.00	5.26%

Municipal Residential Fire Rates Compared (continued)

		FY 2016 Actuals	FY 2017 Proposed	% Change: Increase
14	Sunrise	\$199.50	\$199.50	0.00%
15	Oakland Park	\$196.00	\$199.00	1.53%
16	Hallandale Beach	\$198.00	\$198.00	0.00%
17	N Lauderdale	\$178.00	\$197.00	10.67%
18	Davie	\$166.00	\$189.00	13.86%
19	Coconut Creek	\$177.79	\$177.79	0.00%
20	Deerfield Beach	\$175.00	\$175.00	0.00%
21	Cooper City	\$161.28	\$161.28	0.00%
22	Coral Springs	\$147.00	\$155.00	5.44%
23	Pompano Beach	\$134.00	\$134.00	0.00%
24	Lauderdale-By-The-Sea	\$123.50	\$129.85	5.14%
25	Lighthouse Point	\$90.34	\$90.34	0.00%

FY 2016-2017 FINAL FIRE ASSESSMENT RATE ADOPTION

Public Comment then Questions, Comments,
Direction and Voting from Town Council





Town of Southwest Ranches

Fiscal Year 2016 / 2017

Solid Waste Rates

September 14, 2016

Solid Waste (Garbage) Assessment (Background):

- ▶ Permitted by Florida Statute Chapters 197.3632.
- ▶ Annual rate establishment required by Town Ordinance 2002-08.

Proposed Solid Waste Rates for FY 16/17 with changes from FY 15/16

Based On Consultant Study							
Assessment Range	Lot Sq Ft.	Number of Units in Range	Solid Waste Cost Per Unit	Bulk Waste Cost Per Unit	Total Proposed Rates FY 16/17	Total Assessed Rates FY 15/16	Difference: Increase (Decrease)
A -	41,200	406	284.39	105.26	389.65	389.65	-
B 41,201 -	46,999	421	284.39	125.06	409.45	409.45	-
C 47,000 -	62,999	411	284.39	148.91	433.30	433.30	-
D 63,000 -	95,999	444	284.39	161.45	445.84	445.84	-
E 96,000 -	96,999	452	284.39	184.95	469.34	469.34	-
F 107,000 -	107,000	422	284.39	225.62	510.01	510.01	-

Solid Waste Impact

- ▶ After three years amounting to approximately 36% reduction in costs, adopted rates were increased by approximately 2% in the current year (FY 16)
- ▶ **No Rate increase is proposed for FY 2017** as mandated contractual increases in the consumer price index were able to be offset by a significant reduction in the fuel index.

FY 2016-2017 FINAL SOLID WASTE ASSESSMENT RATE ADOPTION

Public Comment then Questions, Comments,
Direction and Voting from Town Council





Town of Southwest Ranches

Fiscal Year 2016 / 2017

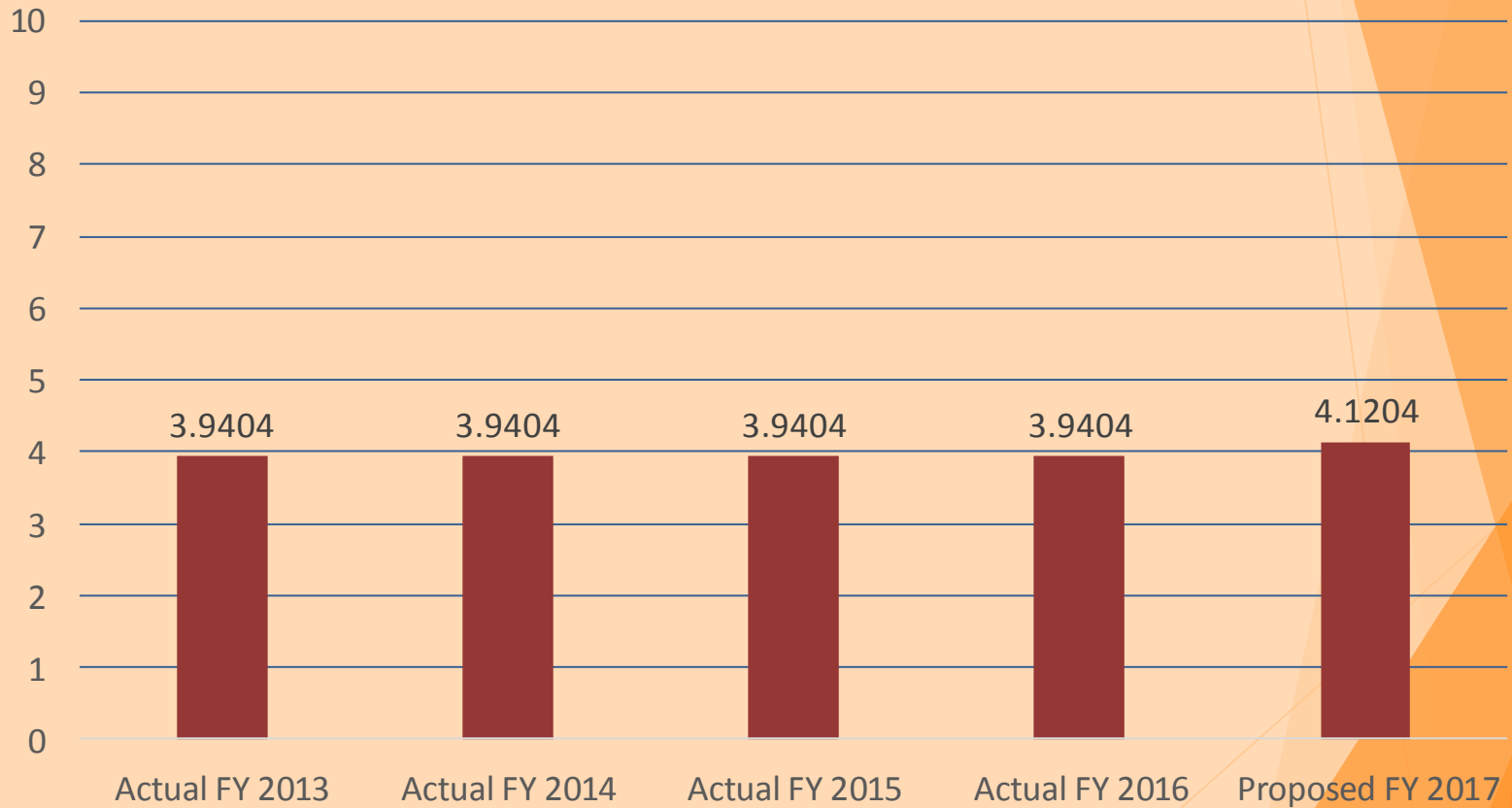
Tentative Millage Rate - 1st Public Hearing

September 14, 2016

Property Tax / Millage - Introduction:

1. Millage Trend for Operating
(includes changes from our
Budget Workshop)
2. Millage proposed for TSDOR
3. Municipal Rates Compared
4. SWR Millage % to Total Direct
and Overlapping Millage

SOUTHWEST RANCHES HISTORIC & PROPOSED MILLAGE RATES FOR OPERATING PURPOSES



Millage and Budget Workshop Revisions:

The millage rate (4.1204) reflects a reduction from Staff's Proposed FY 17 budget. The aggregate revenues and expenditures for the General and Transportation funds as proposed to the Town Council in July 2016, was subsequently revised (downward) pursuant to the August 23, 2016 workshop. The total downward revision (net) is in the amount of \$24,450.

Additionally, the budget accommodates the recent receipt of \$14,000 in lien collections restricted for our Southwest Ranches Equestrian Park. This \$14,000 favorably reduces the amount of unassigned General Fund Fund Balance (reserves) required to be transferred to fully fund the Southwest Ranches Equestrian Park Irrigation System Overhaul Capital Improvement Project within the Capital Projects Fund (from \$34,350 to \$20,350).

SOUTHWEST RANCHES PROPOSED MILLAGE RATE FOR ROAD RESURFACING, RESTORATION, AND REHABILITATION (TSDOR)

Fiscal Year	Cost	Net Millage Equivalent
FY 2016/2017	\$495,000	.4050 mills

MILLAGE COMPARISON NARRATIVE:

Currently, (FY 2016) Southwest Ranches (at the Operating Millage Rate plus TSDOR Millage) is the 7th lowest combined operating and debt millage rate in Broward County (excluding Unincorporated Broward County).

The Proposed FY 2017 Millage Rate, including TSDOR, does not move the relative position of SWR.

The relative position of Southwest Ranches among Broward County municipalities remains within the upper 25th percentile (24.98%). Twenty four municipalities (77.4%) are proposing millage rates higher than SWR for Fiscal Year 2016 – 2017.

**Municipal Millage Rate Comparisons
(FY 2017 PROPOSED COMBINED MILLAGES)**

	Municipality	FY 16 Actual Operating and Debt Millage	FY 17 Proposed Operating and Debt Millage
1	Weston	2.3900	2.3900
2	Hillsboro Beach	3.5000	3.6000
3	Lauderdale-By-The-Sea	3.7379	3.6873
4	Lighthouse Point	3.8028	3.7892
5	Parkland	3.9870	3.9800
6	Ft Lauderdale	4.2952	4.2803
7	Southwest Ranches	4.3354	4.5254
8	Lazy Lake	4.7931	4.7931
9	Pompano Beach	4.9865	4.8252
10	Coral Springs	5.0915	5.0930
11	Davie	5.7976	5.6962
12	Hallandale Beach	5.1918	5.7998
13	Plantation	5.9000	5.9000
14	Oakland Park	6.1995	6.1555
15	Coconut Creek	6.1803	6.1803
16	Pembroke Pines	6.2385	6.2381

Municipal Millage Rate Comparisons
(FY 2017 PROPOSED COMBINED MILLAGES)

	Municipality	FY 16 Actual Operating and Debt Millage	FY 17 Proposed Operating and Debt Millage
17	Dania Beach	6.2432	6.2462
18	Sunrise	6.4426	6.4293
19	Cooper City	6.0772	6.5272
20	Deerfield Beach	6.6688	6.5438
21	Wilton Manors	6.6764	6.5947
22	Miramar	6.7654	6.7654
23	Margate	7.3093	7.3093
24	Tamarac	7.3851	7.3771
25	N Lauderdale	7.5000	7.5000
26	Sea Ranch Lakes	7.5000	7.5000
27	Hollywood	7.7677	7.7363
28	Pembroke Park	8.5000	8.5000
29	Lauderhill	8.6615	8.6180
30	West Park	8.6500	8.6500
31	Lauderdale Lakes	9.8400	9.7100

Town of Southwest Ranches, Florida
Direct and Overlapping Property Tax Rates (SWR FY 17 Proposed)
(rate per \$1,000 of assessed taxable value)

NOTE: Property Owners are also subject to SWBDD and CBWMD assessments which are NOT Millage based

Fiscal Year	Direct Southwest Ranches Operating (PLUS TSDOR) Millage	Overlapping Rates ¹						Total Direct and Overlapping Millage
		Broward County Millage	Broward County School Board Millage	South Florida Water Mgmt. And Everglades Construction	South Florida FIN District ²	Children's Services Council	Broward Hospital District	
2017	4.5254	5.6690	6.9063	0.3307	0.0320	0.4882	0.1623	18.1139
%	24.98%	31.30%	38.13%	1.82%	0.18%	2.70%	0.89%	100.00%

Notes:

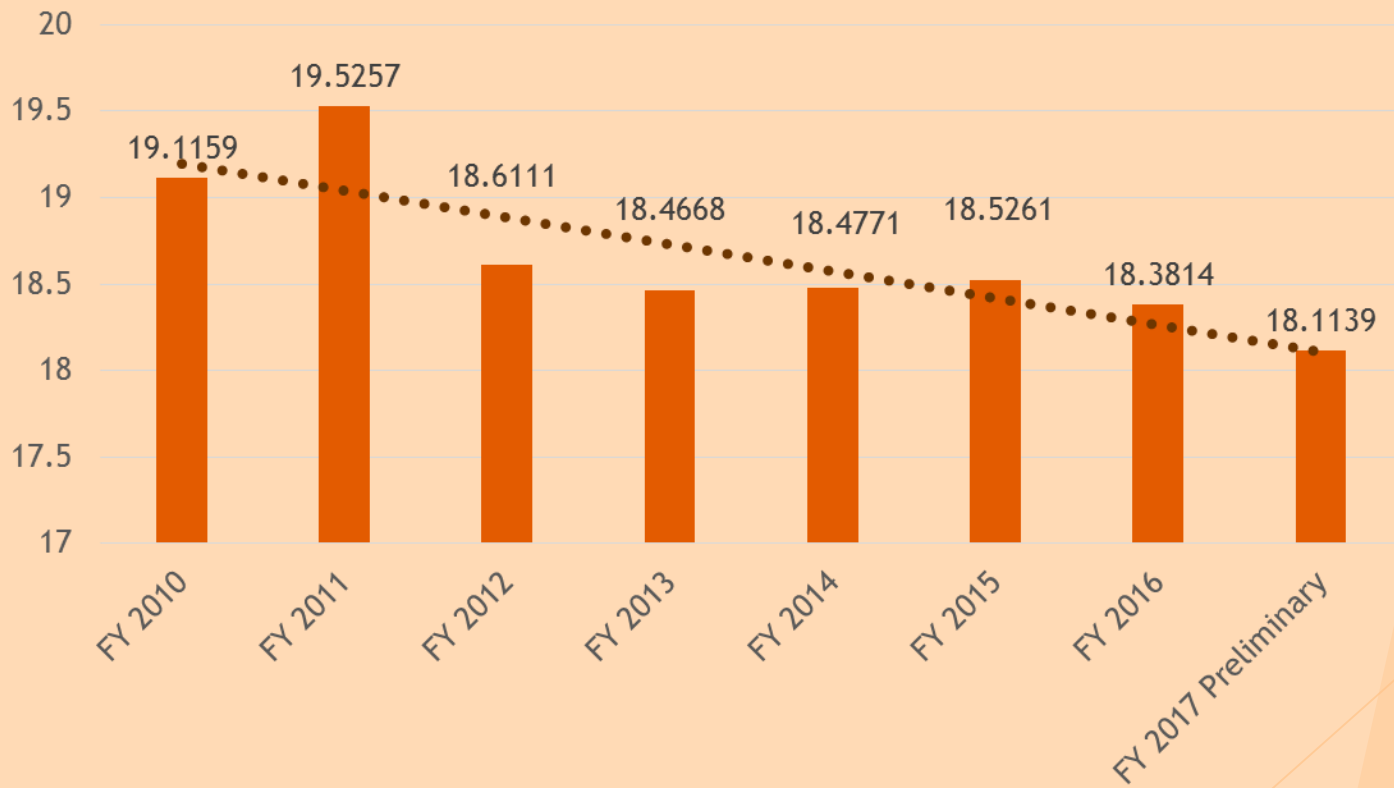
¹ Overlapping rates are those of governments that overlap the Town's geographic boundaries.

² Florida Inland Navigational District.

Data Source:

Broward County Property Appraiser Office.

Combined Millage Rate History for Southwest Ranches - includes all taxing authorities



The dotted line illustrates the trend line.

FY 2016-2017 TENTATIVE MILLAGE ADOPTION

Public Comment then Questions, Comments,
Direction and Voting from Town Council





Town of Southwest Ranches

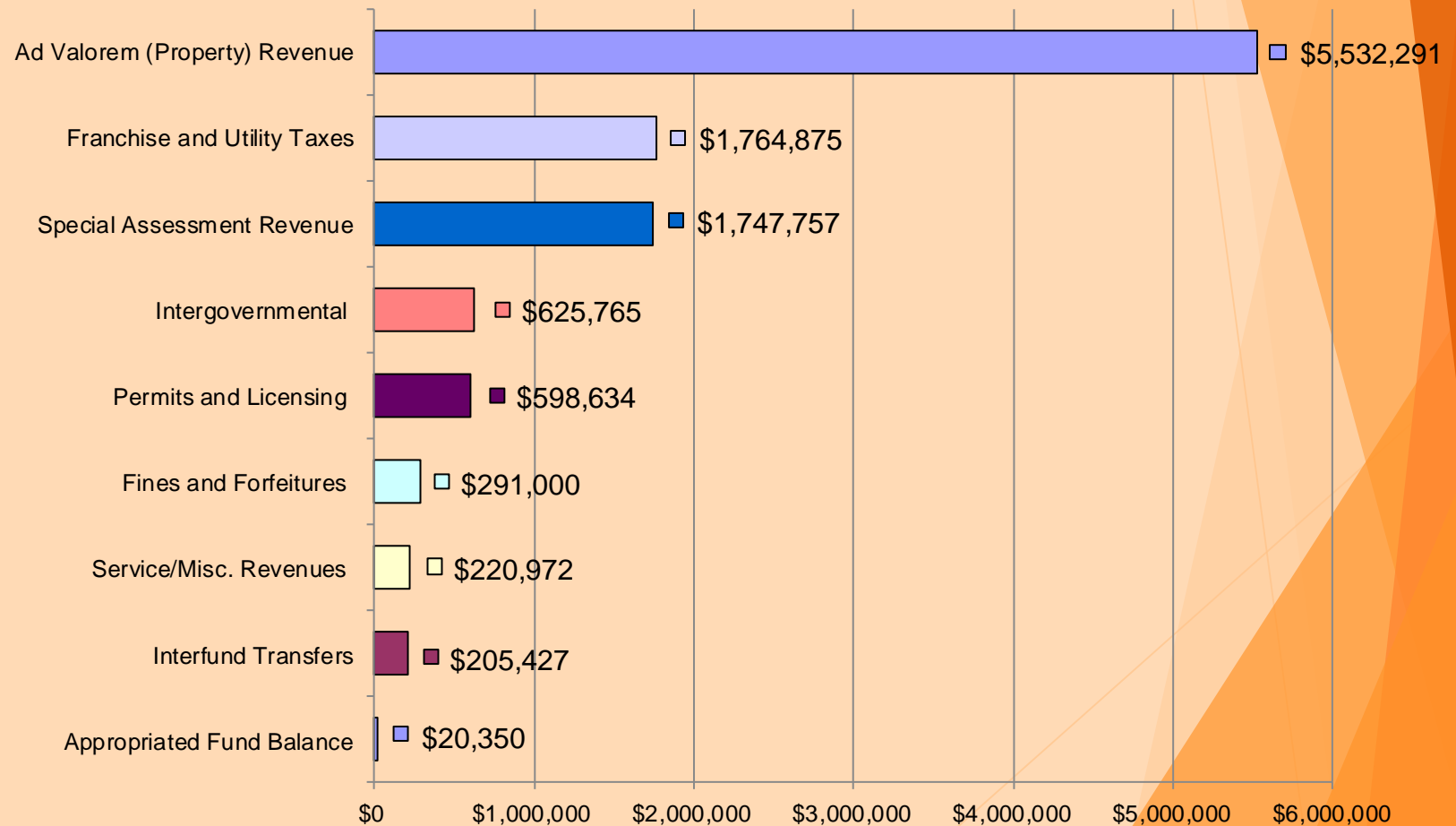
Fiscal Year 2016 / 2017

Tentative Budget - 1st Public Hearing

September 14, 2016

Southwest Ranches Proposed FY 2016/2017 budget Total General Fund Revenues: \$11,007,071

Where do the funds come from?

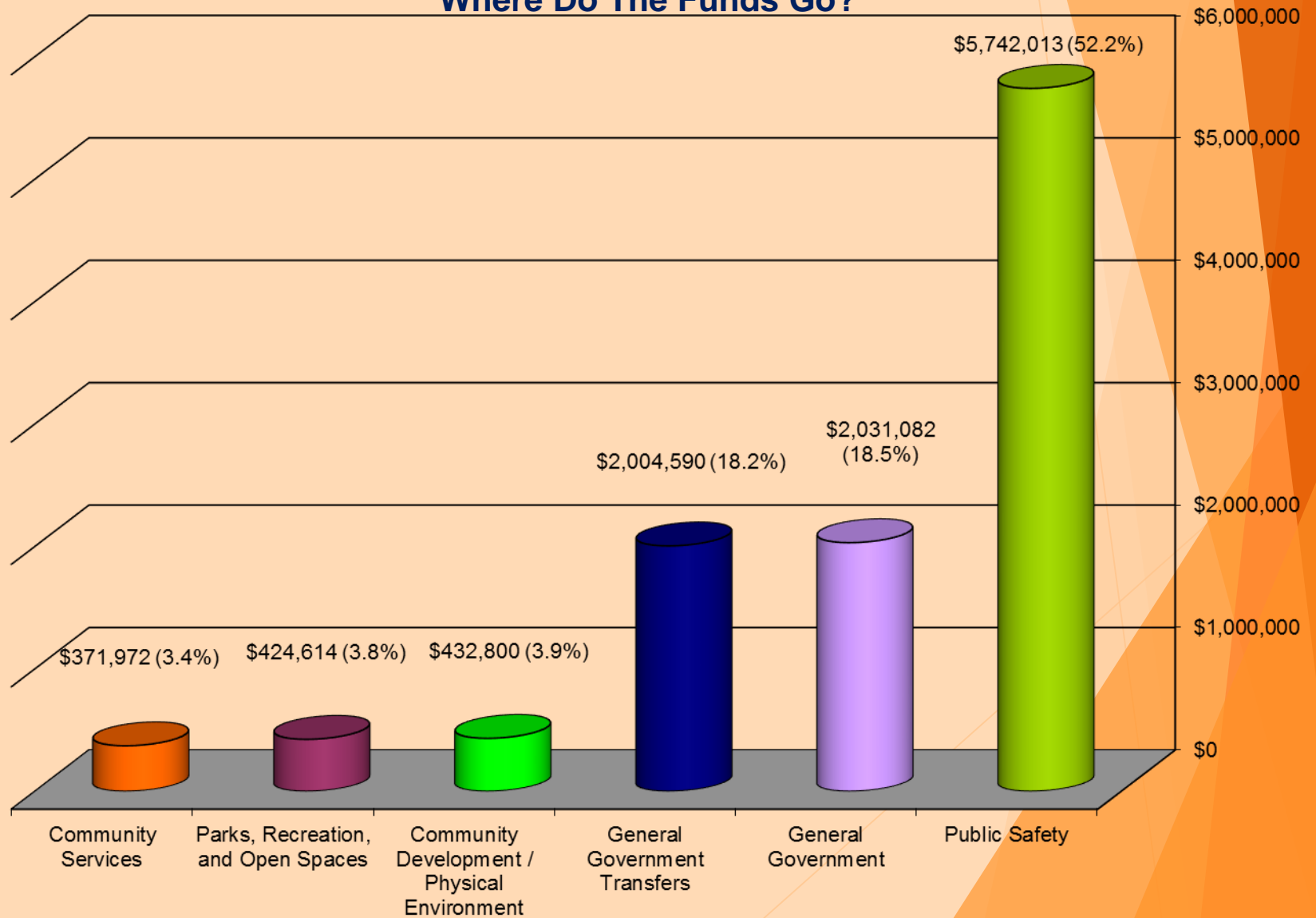


Southwest Ranches

Proposed FY 2016/2017 budget

Total General Fund Expenditures by Function: \$11,007,071

Where Do The Funds Go?



General Budget Assumptions

- Summary Document
- Keeping Rates Down While Meeting Costs
- No Additional Borrowing
- Conservative Projections – Revenues And Expenses
- Maintaining Or In Some Cases Increasing Service Levels While Addressing Council Policies And Priorities

Program Modifications Funded:

➤ Volunteer Fire Department safety equipment:



1) SCBA Bottle Replacement (\$2,800),



2) SCBA Posi-Check/Flow Test Equipment Acquisition (\$13,500),



3) Bunker Gear Replacement (\$7,245).

➤ Staffing Adjustments (\$15,364)




Program Modifications Funded (continued):

➤ Building Department Records Digitalization (\$25,000)

➤ Quality of Life/Service Improvements:

1) Town Hall Exterior Painting (\$16,544)



2) Right of Way – Increased Service Levels (\$15,435)

3) Griffin Road – West Irrigation System Overhaul (\$43,000)

4) GIS System Funding (\$16,845)



Program Modifications Funded (continued):

➤ Quality of Life/Service Improvements (continued):

5) Sunshine Ranches
Equestrian and
Country Estates Parks
Playground Surface
Material (\$21,000)

6) Townwide Parks
Maintenance Level of
Service Increase
(\$21,151)

7) Community Forestry
Maintenance Level of
Service Increase
(\$6,300)



Capital Improvement Projects Funded Include:

- Fire Wells Replacement and Installation and new Public Safety – Fire Rescue Modular Facilities
- Progress on Country Estates Park, Calusa Corners Park, Trailside – “Founders” Park, Sunshine Ranches Equestrian Park, and Rolling Oaks Barn.



And numerous Transportation Projects, such as: 1) Transportation Surface Drainage Ongoing Rehabilitation (TSDOR), 2) Stirling Road Guardrail Installation, 3) Drainage Improvements, 4) Pavement Striping and Markers Program, and 5) Townwide Entranceway Signage. **Reminder:** TSDOR expenses, however, require funding separate from the operating millage.

Budget Process Calendar Of Events

- Thursday, July 28, 2016:
 - ✓ Preliminary Millage and Initial Fire/Solid Waste Assessment Adoption

- Tuesday, August 23, 2016 (7 pm):
 - ✓ FY 2016/2017 Proposed Budget Workshop

- **Wednesday, September 14, 2016 (6 pm - Tonight):**
 - ✓ **Final Fire Protection and Solid Waste Special Assessment Adoption**
 - ✓ **First Public Hearing for Tentative Millage and Budget Adoption**

- Saturday, Sept. 24 – Tuesday, Sept. 27, 2016:
 - Final Budget Advertised

- Thursday, September 29, 2016 (6 pm sharp):
 - Second Public Hearing for Final Millage and Budget Adoption

FY 2016-2017 TENTATIVE BUDGET ADOPTION

Public Comment then Questions, Comments,
Direction and Voting from Town Council

