

**Key FY 2020—2021  
Program Modifications**

This budget-in-brief is made possible by  
the continuing efforts of:

During the upcoming Fiscal Year (2020—  
2021), the Town is pleased to present the  
Adopted Budget.

The Town continues to show its commitment  
to the residents with the following Public  
Safety & Quality of Life / Service Improve-  
ment Program Modifications which will main-  
tain high levels of service and governmental  
responsiveness.

- ◆ Website Redesign &  
ADA Compliance (\$20,500)
- ◆ Council Chambers Camera (\$20,000)
- ◆ Townwide Vehicle Replacement(\$17,500)
- ◆ Town Hall Exterior Re-Painting (\$17,000)
- ◆ Town of Southwest Ranches –  
20th Anniversary Celebration (\$15,000)
- ◆ Townwide Parks Maintenance &  
Exterior Building Painting (\$14,670)
- ◆ Comprehensive Plan Update: Data, In-  
ventory & Analysis (\$10,000)
- ◆ School zone Flashing Beacon Replace-  
ment (\$9,000)
- ◆ Volunteer Fire Department safety equip-  
ment Programs: (all no millage impact)  
Fire Apparatus Replacement (\$39,000)  
Fire AED Replacement (\$12,000)  
Fire Hose Replacement (\$5,400)  
Bunker Gear Replacement (\$2,808)

Mayor

*Doug McKay*

Vice Mayor

*Denise Schroeder*

Council Members

*Robert Hartmann*

*Gary Jablonski*

*Delsa Amundson*

Town Administrator

*Andrew D. Berns, MPA*

Town Clerk / Asst. Town  
Administrator

*Russell C. Muniz,  
MBA, MPA, MMC*

Town Attorney

*Keith M. Poliakoff, JD.*

Town Financial Administrator

*Martin D. Sherwood,  
CPA, CGMA, CGFO*

Town Auditors

*Keefe McCullough, CPA's*

**TOWN OF  
SOUTHWEST RANCHES**



**FISCAL YEAR  
2020—2021**

**ADOPTED  
BUDGET-IN-BRIEF**

**TOWN HALL**

**13400 GRIFFIN RD  
SOUTHWEST RANCHES,  
FLORIDA 33330**

**[WWW.SOUTHWESTRANCH.ORG](http://WWW.SOUTHWESTRANCH.ORG)**

**954 - 434 - 0008**



## WHAT YOUR TAX DOLLARS PURCHASE

### Adopted Taxes And Projects

THE TOWN OF SOUTHWEST RANCHES FINAL ADOPTED BUDGET FOR FY 2020-2021 REFLECTS AN AD VALOREM MILLAGE RATE OF 4.2500 MILLS. THIS MILLAGE RATE IS A DECREASE OF .2058 OR -4.62% FROM THE CURRENT FISCAL YEAR ROLL-BACK RATE OF 4.4558.

TOWNWIDE OPERATING BUDGET EXPENDITURES INCREASED BY 0.5% PRIMARILY DUE TO HIGHER CONTRACTOR PUBLIC SAFETY COSTS AND INCLUDES THE FOLLOWING 7 CAPITAL PROJECTS:

FIRE WELLS REPLACEMENT AND INSTALLATION (\$30,000), FIRE SAFETY MODULAR PROTECTIVE AWNINGS (\$19,500), PROGRESS ON FRONTIER TRAILS CONSERVATION AREA (\$60,000), AND TOWNHALL COMPLEX SAFETY DRAINAGE AND MITIGATION IMPROVEMENTS (\$180,000)

















TRANSPORTATION PROJECTS SUCH AS DRAINAGE IMPROVEMENT PROJECTS, INCLUDING DRAINAGE IMPROVEMENTS — SURTAX AND PAVEMENT STRIPING & MARKING (\$962,580 IN TOTAL).

### Where Do the Funds Come From?

	Other Services \$799,149 (6%)
	Inter-Governmental \$480,114 (4%)
	Permits & Licensing \$1,183,663 (9%)
	Franchise & Utility Taxes \$1,849,926 (14%)
	Special assessment Revenue \$2,686,284 (20%)
	
	
	
	
	
	
	
	
	
	
	
	Ad valorem Property Tax \$6,315,887 (47%)

**General Fund Revenues**  
**\$13,315,023**

### Where Do the Funds Go?

	Community Services \$280,751 (2%)
	Parks Rec Open Spaces \$450,097 (3%)
	Physical Environment \$1,125,016 (8%)
	Governmental Transfers \$1,812,305 (14%)
	General Government \$2,526,160 (20%)
	
	
	
	
	
	
	
	
	
	
	
	Public Safety \$7,120,694 (53%)

**General Fund Expenditures**  
**\$13,315,023**