



Town of Southwest Ranches, FL

Fiscal Year 2020/2021

Monday, September 14, 2020 @ 6pm

Final Solid Waste Assessment Rate Adoption

Final Fire Assessment Rate Adoption

Tentative (1st Public Hearing) Millage Adoption

Tentative (1st Public Hearing) Budget Adoption



Town Council

Doug McKay, *Mayor*

Denise “Dee” Schroeder, *Vice Mayor*

Delsa Amundson, *Council Member*

Bob Hartmann, *Council Member*

Gary Jablonski, *Council Member*

Town Administration

Andrew D. Berns, MPA, *Town Administrator*

Russell C. Muniz, MBA, MPA, MMC, *Assistant Town Administrator/Town Clerk*

Keith M. Poliakoff, JD, *Town Attorney*

Martin D. Sherwood, CPA, CGMA, CGFO, *Town Financial Administrator*

Summary

FY 2021 Proposed Rates & Fees Compared to FY 2020

Adopted FY 2020:Rate/Fee

- Solid Waste: \$21.77 decrease or greater (overall average of an approx. 5.4% decrease through-out all residential parcel lot sizes)
- Fire Assessment: \$20.14 decrease (approx. 3.7% per residential dwelling unit) from FY 2019
- Operating Millage: 4.2125 mills
- TSDOR Millage: 0.4439 mills
- Total: 4.6564 mills

Initial FY 2021:Rate/Fee

- Solid Waste: No change throughout all residential parcel lot sizes
- Fire Assessment: \$105.63 increase (approximately 20% per residential unit) from FY 2020
- Operating Millage: 4.2500 mills
- TSDOR Millage: 0.0000 mills
- Total: 4.2500 mills
(A net decrease of .4064 mills or -8.73%.) Also, .2058 mills or -4.62% lower than rollback rate



Town of Southwest Ranches

Fiscal Year 2020 / 2021

Solid Waste Rates

September 14, 2020

Solid Waste (Garbage) Assessment (Background):

- ▶ Permitted by Florida Statute Chapters 197.3632.
- ▶ Annual rate establishment required by Town Ordinance 2002-08.

Initial Solid Waste Rates for FY 20/21
(with no changes from FY 19/20)

Based On Consultant Study								
Assessment	Lot Sq. Ft. Range		Number of Units in Range	Solid Waste Cost Per Unit	Bulk Waste Cost Per Unit	Total Initial Rates FY 20/21	Total Assessed Rates FY 19/20	Difference: Increase (Decrease)
A	-	41,200	406	\$ 324.33	\$ 268.68	\$ 593.01	\$ 593.01	\$ -
B	41,201	46,999	429	\$ 324.33	\$ 314.55	\$ 638.88	\$ 638.88	\$ -
C	47,000	62,999	418	\$ 324.33	\$ 379.00	\$ 703.33	\$ 703.33	\$ -
D	63,000	95,999	457	\$ 324.33	\$ 406.52	\$ 730.85	\$ 730.85	\$ -
E	96,000	106,999	473	\$ 324.33	\$ 448.84	\$ 773.17	\$ 773.17	\$ -
F	107,000	>107,000	446	\$ 324.33	\$ 555.41	\$ 879.74	\$ 879.74	\$ -

Solid Waste (SW) Impact

- ▶ For FY 2020/2021, we proudly propose no changes in all residential categories. This occurred due to successful Management and Legal negotiations obtaining a permanently reduced bulk disposal maximum generation factor from 4.67 to 3.73 tons per unit in the prior year. While, the annual collection element contract adjustments consisting of CPI and fuel indices primarily offset each other. Additionally, it reflects Town Council policy of full cost recovery with no rate subsidy.
- ▶ Finally, it is important to note that the proposed FY 2021 rate for all ranges average higher than all the property rate ranges retroactive from FY 2012 by an overall average of less than 8% (or less than a 1% increase annually per year over the past nine years)!

FY 2020-2021 FINAL SOLID WASTE ASSESSMENT RATE ADOPTION

Public Comment then Questions, Comments,
Direction and Voting from Town Council





Town of Southwest Ranches, FL

Fiscal Year 2020/ 2021

Fire Assessment Rates

September 14, 2020

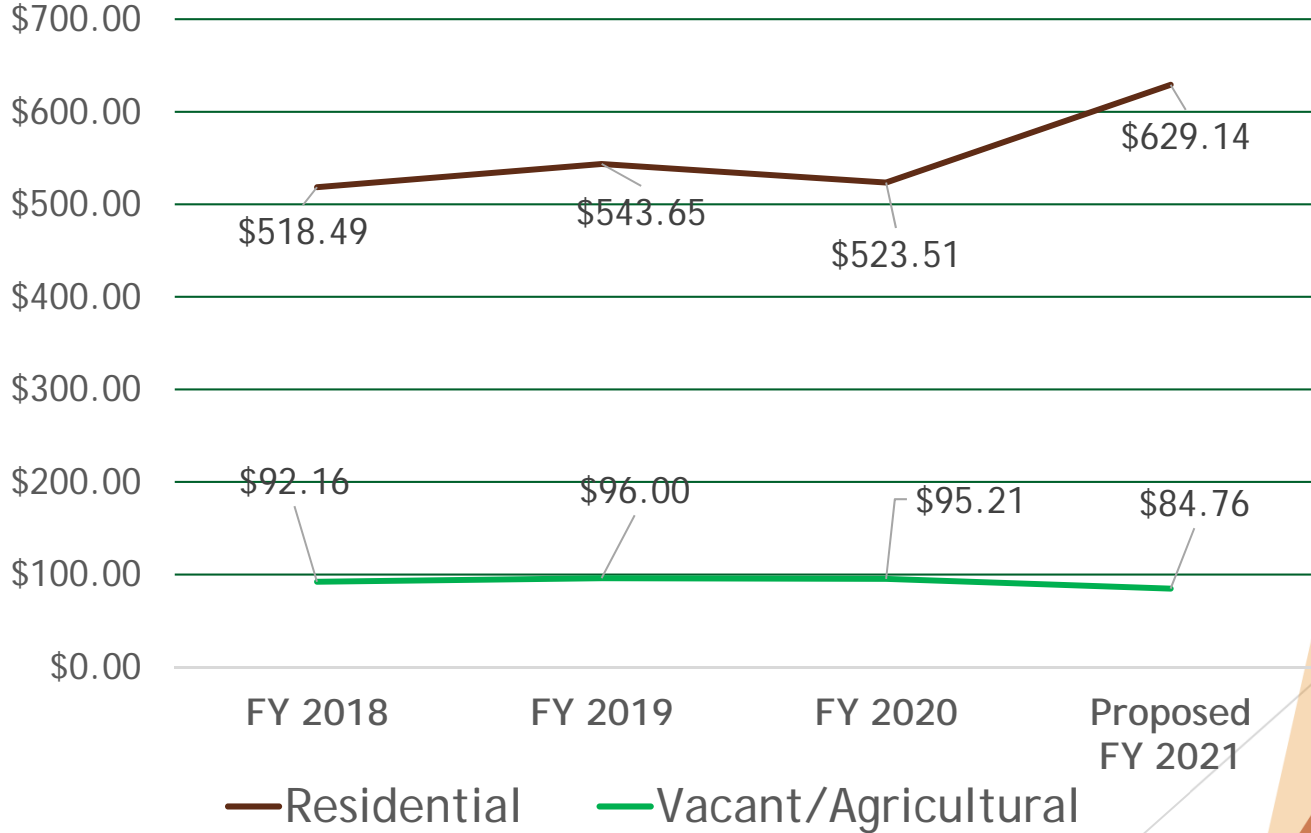
Fire Assessment (Introduction):

- ▶ Note: the Fire assessment methodology has been updated from the prior year with Community input (2020 Consultant study)
- ▶ Proposed and Actual Rates (History) by Category
- ▶ Municipal Rates Compared

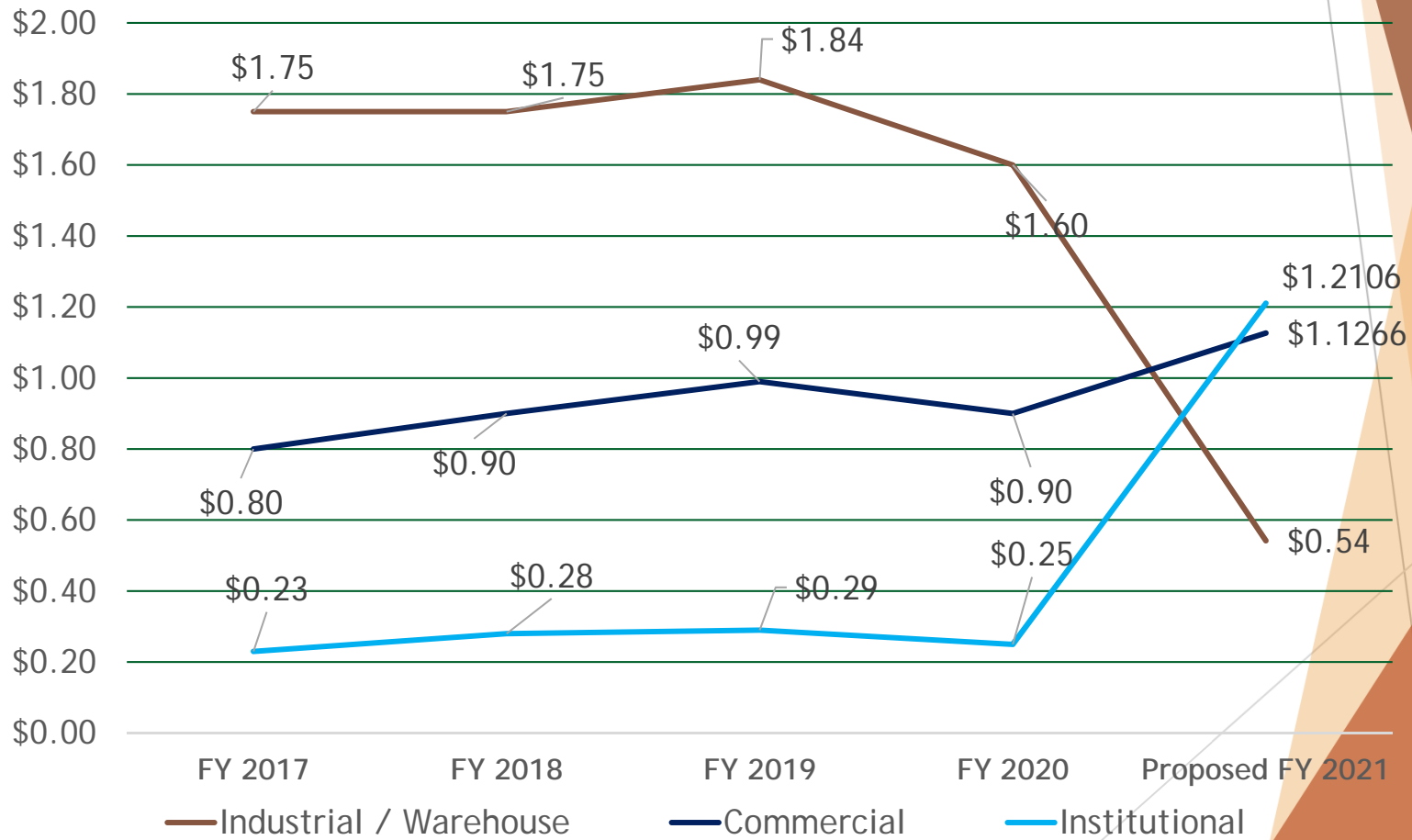
Fire Assessment (Background)

- ▶ This assessment is permitted by Florida Statute Chapters 166.021 and 166.041 and is adopted by Town Ordinance 2001-09.
- ▶ Ordinance 2001-09 requires that the annual rate be established each fiscal year.
- ▶ Resolution 2020-045 adopted a new fire assessment methodology impacting all categories due to changes in allocable fire protection costs and from the most recent 5-years of response data.

Fire Assessment Residential and Acreage Category Rates Three Year History and Proposed FY 2021



Fire Assessment Rate: Per Square Foot Building Area by Category Three Year History and Proposed FY 2021



Broward County Municipal COMPARISONS - *Residential Fire Assessments Explained:*

- ❖ A number of municipalities subsidize fire protection assessment costs with property tax (General Fund) revenue. Actually, several do not even assess a fire protection assessment and therefore fund 100% from their General Fund. Current SWR policy does not subsidize any fire protection costs from its General Fund.
- ❖ The numbers provided to the Broward County Property Appraiser and provided here for service cost comparisons are not truly reflective of 100% full cost recovery for Fire Protection. For example, Sunrise and Cooper City has indicated that their initial Fire assessment represents only 70% and 75%, respectively of full cost recovery.
- ❖ Therefore, Municipalities with an unchanged assessment are likely subsidizing fire operations (in the case of shortfall) or utilizing General Fund fund balance (reserves) to fund their Fire capital projects.
- ❖ Southwest Ranches initially adopted an increase of approximately 20% (\$105.63 per residential unit).

Municipal Residential Fire Rates compared
(rank based FY 2021 Proposed fee)

Rank	Municipalities	FY 2020 Actuals	FY 2021 Proposed	% Change: Increase
1	Southwest Ranches	\$523.51	\$629.14	20.18%
2	Weston	\$472.76	\$549.54	16.24%
3	Lauderhill	\$488.00	\$534.00	9.43%
4	West Park	\$469.35	\$469.35	0.00%
5	Miramar	\$398.23	\$398.23	0.00%
6	Tamarac	\$350.00	\$350.00	0.00%
7	Lauderdale Lakes	\$333.84	\$333.84	0.00%
8	Pembroke Pines	\$282.38	\$325.89	15.41%
9	Ft Lauderdale	\$311.00	\$311.00	0.00%
10	Wilton Manors	\$216.13	\$293.06	35.59%
11	Hollywood	\$285.00	\$285.00	0.00%
12	Hallandale Beach	\$265.06	\$265.06	0.00%
13	Cooper City	\$161.28	\$262.83	62.97%
14	Parkland	\$250.00	\$250.00	0.00%

Municipal Residential Fire Rates Compared (con't)
(rank based FY 2021 Proposed fee)

Rank	Municipality	FY 2020 Actuals	FY 2021 Proposed	% Change: Increase
15	Dania Beach	\$223.75	\$240.95	7.69%
16	Deerfield Beach	\$235.00	\$235.00	0.00%
17	Coral Springs	\$227.82	\$234.00	2.71%
18	N Lauderdale	\$228.00	\$233.00	2.19%
19	Sunrise	\$229.50	\$229.50	0.00%
20	Pompano Beach	\$220.00	\$220.00	0.00%
21	Davie	\$206.00	\$206.00	0.00%
22	Oakland Park	\$199.00	\$199.00	0.00%
23	Coconut Creek	\$186.79	\$196.13	5.00%
24	Lighthouse Point	\$134.50	\$134.50	0.00%
25	Lauderdale-By-The-Sea	\$129.85	\$129.85	0.00%

FY 2020-2021 FINAL FIRE ASSESSMENT RATE ADOPTION

Public Comment then Questions, Comments,
Direction and Voting from Town Council





Town of Southwest Ranches

Fiscal Year 2020 / 2021

Tentative Millage Rate - 1st Public Hearing

September 14, 2020

Property Tax / Millage - Introduction:

1. Municipal Rates Compared
2. SWR Historical & proposed Total millage Rates
3. SWR Millage % to Overall Total Direct and Overlapping Millage

MILLAGE COMPARISON NARRATIVE:

Currently, (FY 2020) Southwest Ranches (Operating Millage plus TSDOR Millage) is the 7th lowest combined operating and debt millage rate in Broward County (excluding Unincorporated Broward County).

The Initial FY 2021 Millage Rate favorably moves the relative position of SWR to 5th lowest of 31 Municipalities.

Accordingly, the relative position of Southwest Ranches among Broward County Municipalities is favorably lowered to almost within the upper 16th percentile (16.13%). Twenty-six Municipalities (83.87%) are proposing millage rates higher than SWR for Fiscal Year 2020 – 2021.

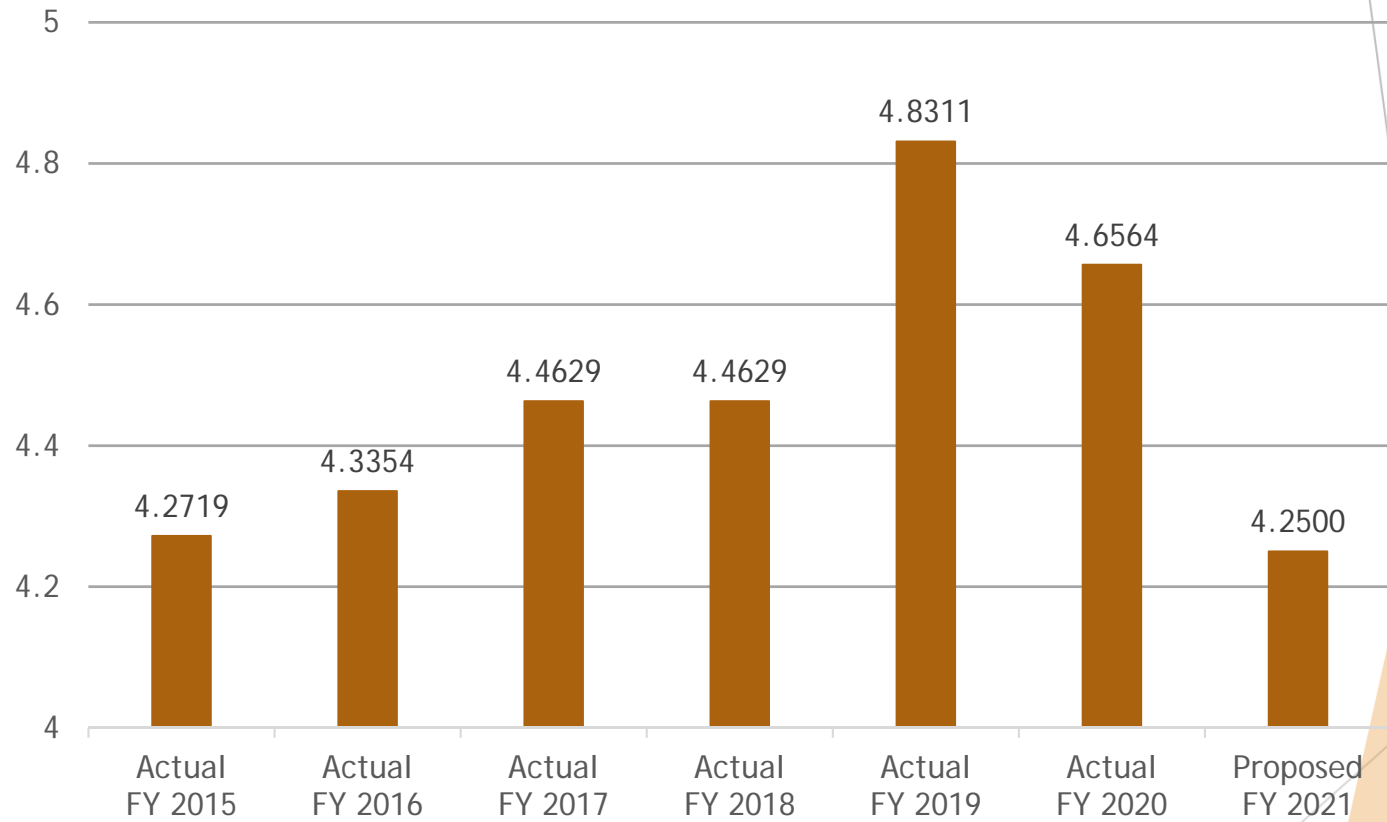
Municipal Millage Rate Comparisons
(ranked by FY 2021 INITIAL COMBINED MILLAGES)

Rank	Municipality	FY 20 Actual Operating and Debt millage	FY 21 Initial Operating and Debt millage
1	Weston	3.3464	3.3464
2	Hillsboro Beach	3.5000	3.5000
3	Lauderdale-By-The-Sea	3.5000	3.5000
4	Lighthouse Point	4.1713	4.1439
5	Southwest Ranches	4.6564	4.2500
6	Ft Lauderdale	4.3443	4.3411
7	Parkland	4.4000	4.4000
8	Lazy Lake	4.7940	4.7940
9	Pompano Beach	5.6326	5.6069
10	Deerfield Beach	6.3560	5.9812
11	Coral Springs	6.1266	6.1144
12	Dania Beach	6.1688	6.1600
13	Wilton Manors	6.2536	6.1796
14	Plantation	6.2364	6.2195
15	Davie	5.9123	6.2546
16	Oakland Park	6.0880	6.4099

Municipal Millage Rate Comparisons
(ranked by FY 2021 INITIAL COMBINED MILLAGES)

Rank	Municipality	FY 20 Actual Operating and Debt millage	FY 21 Initial Operating and Debt millage
17	Sunrise	6.3402	6.4819
18	Coconut Creek	6.5378	6.5378
19	Pembroke Pines	6.1200	6.5425
20	Cooper City	6.8102	6.8102
21	Miramar	7.1172	7.1172
22	Sea Ranch Lakes	7.2500	7.2500
23	Tamarac	7.2899	7.2899
24	North Lauderdale	7.4000	7.4000
25	Hallandale Beach	7.4162	7.5522
26	Margate	7.7666	7.7383
27	Hollywood	7.9226	7.9226
28	Pembroke Park	8.5000	8.5000
29	West Park	8.5000	8.5000
30	Lauderdale Lakes	9.6950	9.6950
31	Lauderhill	10.8398	10.7898

SOUTHWEST RANCHES HISTORIC & PROPOSED TOTAL MILLAGE RATES



Town of Southwest Ranches, Florida
Direct and Overlapping Property Tax Rates (SWR FY 21 Proposed)
(rate per \$1,000 of assessed taxable value)

NOTE: Property Owners are also subject to SWBDD and CBWMD assessments which are NOT Millage based

Fiscal Year	Direct Southwest Ranches Operating (Incl. TSDOR) Millage	Overlapping Rates ¹						Total Direct and Overlapping Millage
		Broward County	Broward County School Board	South Broward	Children's Services Council	South Broward Hospital District	Florida Water Mgmt. FIN District ²	
2021	4.2500	5.6690	6.5052	0.2675	0.0320	0.4882	0.1211	17.3330
%	24.52%	32.71%	37.53%	1.54%	0.18%	2.82%	0.70%	100.00%

Notes:

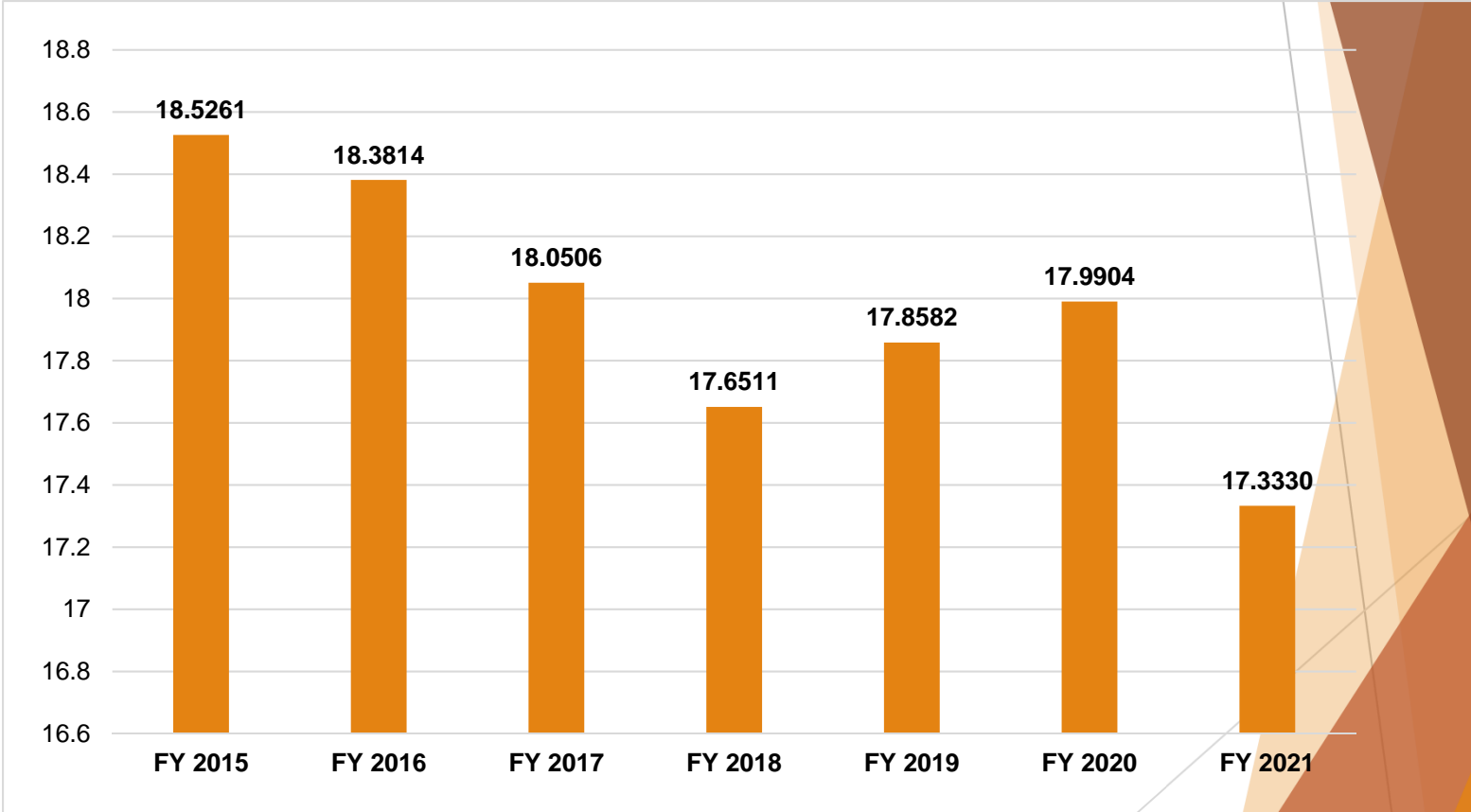
¹ Overlapping rates are those of governments that overlap the Town's geographic boundaries.

² Florida Inland Navigational District.

Data Source:

Broward County Property Appraiser Office.

Combined Mill Rate History (Adopted) for Southwest Ranches - All Taxing Authorities



FY 2020-2021 TENTATIVE MILLAGE ADOPTION

Public Comment then Questions, Comments,
Direction and Voting from Town Council





Town of Southwest Ranches

Fiscal Year 2020 / 2021

Tentative Budget - 1st Public Hearing

September 14, 2020


Southwest Ranches
Proposed FY 2020/2021 budget
Total General Fund Revenues by Function: \$13,315,023

Where do the Funds Come From?



Southwest Ranches
Proposed FY 2020/2021 budget
Total General Fund Expenditures by Function: \$13,315,023

Where do the Funds Go?



General Budget Assumptions

- Summary Document
- Keeping Rates As Low As Possible While Meeting Costs
- No Additional Borrowing
- Conservative Projections - Revenues and Expenses under a Covid-19 Pandemic environment
- Maintaining Service Levels While Addressing Council Policies as well as Priorities

Program Modifications Funded:

- Website Redesign & ADA Compliance (\$20,500)
- Council Chambers Camera (\$20,000)
- Townwide Vehicle Replacement Program (\$17,500)
- Town Hall Exterior Re-Painting (\$17,000)
- Town of Southwest Ranches - 20th Anniversary Celebration (\$15,000)
- Townwide Parks Maintenance & Exterior Building Painting (\$14,670)
- Comprehensive Plan Update: Data, Inventory & Analysis (\$10,000)



Program Modifications Funded (12 in total):

- School zone Flashing Beacon Replacement (\$9,000)
- Volunteer Fire Department safety equipment:
(all no millage impact)
 - Fire Apparatus Replacement Program (\$39,000)
 - Fire AED Replacement Program (\$12,000)
 - Fire Hose Replacement Program (\$5,400)
 - Bunker Gear Replacement Program (\$2,808)



Seven (7) Capital Improvement Projects Funded Include:

- Fire Wells Replacement and Installation
(no millage impact)
- Fire Safety Modular Protective Awnings
(no millage impact)
- Progress on Frontier Trails Conservation Area
(no millage impact)
- Town Hall Complex Safety, Drainage, and Mitigation Improvements
(no millage impact)
- Transportation Projects:
 - Drainage Improvement Projects
 - Drainage Improvement- Surtax Projects
(no millage impact)
 - Pavement Striping & Marking



FY 2020-2021 TENTATIVE BUDGET ADOPTION

Public Comment then Questions, Comments, Direction
and Voting from Town Council

